

ERIC JOHNSON CHORD LESSON - VOLUME 3 - ERIC'S OWN IDEAS

WWW.PETERMOC.COM

"THE ART OF GUITAR"

ERIC JOHNSON/TRANSCRIBED BY PETER MOC

IDEA 1:

Chord diagrams for IDEA 1:

- D:
- Dmaj7(omit3):
- D/F#:
- Dmaj7(omit3):

ELECTRIC GUITAR (Tuning: D A B E A B)

IDEA 1 Musical Notation:

Staff 1 (Melody): D4, E4, F#4, G4, A4, B4, A4, G4, F#4, E4, D4. Chords: D, Dmaj7(omit3), D/F#, Dmaj7(omit3).

Staff 2 (Bass): 4, 4, 0 | 3, 2, 0 | 5, 6, 0 | 7, 7, 4 | 3, 6 | 0, 0, 0 | 2, 2, 2 | 2, 3, 2, 0.

IDEA 2:

Chord diagrams for IDEA 2:

- D:
- A/C#:
- Bm:
- A:

E. GTR. (Tuning: D A B E A B)

IDEA 2 Musical Notation (Measures 5-6):

Staff 1 (Melody): G4, A4, B4, A4, G4, F#4, E4, D4. Chords: D, A/C#, Bm, A.

Staff 2 (Bass): 0, 3, 2, 3, 4, 2, 5, 2 | 4, 7, 4, 4, 6, 7, 7.

Chord diagrams for IDEA 2 (continued):

- G:
- D/F#:
- D/A:







E. GTR. (Tuning: D A B E A B)


IDEA 2 Musical Notation (Measures 7-8):

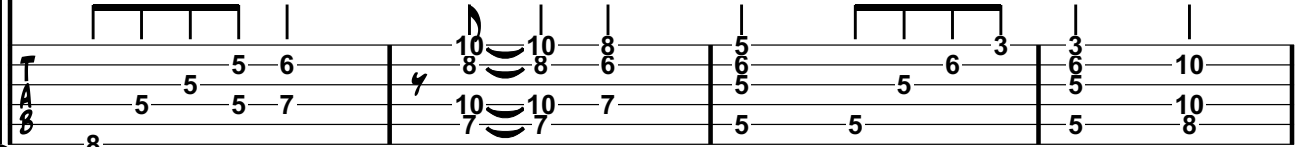
Staff 1 (Melody): G4, A4, B4, A4, G4, F#4, E4, D4. Chords: G, D/F#, D/A.

Staff 2 (Bass): 3, 5, 5, 2 | 0, 0, 0, 0, 2, 2, 2 | 5, 3, 2, 4, 0.






10


F/C  C(add9)/E  F/A  Dm7  Dm11  F 

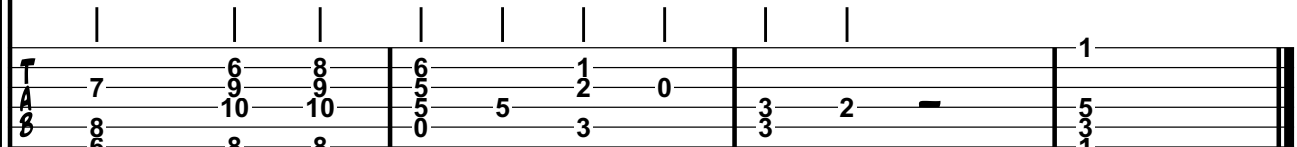
E. GTR. 

E. GTR. 

14

Bb  C(add4)  C  F/A  F(add9) 

E. GTR. 

E. GTR. 

PLEASE, BUY ERIC JOHNSON'S MUSIC AND INSTRUCTIONAL DVD'S AND JOIN HIS CONCERTS AND CLINICS.

I WISH YOU ALL THE BEST,

PETER